



GWALIOR GLORY SCHOOL

SUMMER VACATION CIRCULAR 2026
CLASS-I



“Happy Journey”

“May you all have a wonderful time and come back with a lot of amazing memories”



Summer Vacation: 1st May to 1st July 2026
School will re-open on 2nd July 2026 [Thursday]
Timings: 8:00 am to 1:15pm

Dear All,

Tourism is more than just travelling from one place to another- rather it is an experience that connects people, culture, history and nature. India is one of the most diverse travel destination. From mountains to deserts, from beaches to island, from forests to heritage site, India has it all. Lets explore some amazing holiday destinations.

- **A floating national park**– Keibul Lamjao National Park at Loktak Lake (Manipur) famous for endangered deer (**Sangai**).
- **A desert with a cold twist**– Ladakh is a cold desert with freezing winters, glaciers and high altitude lakes like Pangong.
- **One of the highest railways on Earth** – Darjeeling Himalayan Railways with “Toy Trains” that climbs step zigzag hilly tracks. Also famous for tea gardens.
- **Living root bridges** – In Meghalaya, locals grow bridges from roots of the tree over decades. Some are over 100 years old.
- A temple where rats are worshipped. **Karni Mata Temple at Rajasthan (Bikaner)** Thousands of rats roam freely.
- **Bioluminescent beaches (Lakshadweep)** – Bangaram Island where at night the entire shoreline glows like a magical neon-blue line due to plankton (**Micro Organism**).
- **Mattur (Karnataka)**– A village where everyone speaks Sanskrit in their daily conversation – something extremely rare in modern India.
- **A City older than many civilizations** – Varanasi (Uttar Pradesh) has a history beyond Thousand of years. Popularly known as **City of Ghats**.

Important Days of The Month of May & June

- 01st May** – **Labour Day & Buddha Purnima** (Birth Anniversary of Gautam Buddha – The founder of Buddhism.)
- 09th May** – **Birth Anniversary of Gurudev Rabindranath Tagore**
- 10th May** – **Mother’s Day**
- 15th May** – **Happy Family Day**
- 27th May** – **Eid-ul-Adha**
- 05th June** – **World Environment Day**
- 08th June** – **World Ocean Day**
- 21st June** – **International Yoga Day & Father’s Day**

Competition for The Month of July: "Ad-Mad Show"

- Children have to create an advertisement for an imaginary / existing product.
- Need to use props/ Jingles and act to present the advertisement.
(The jingle can be in English or Hindi)
- Topics can be of any product or social awareness.
- The content has to be of 6/8 lines.
- Submit the content of the competition by **18th July'26** to the Class Teacher.

OLYMPIADS 2026-27

22nd Sep.'26 – International General Knowledge Olympiad (I.G.K.O.)

27th Oct.'26 – International English Olympiad (I.E.O.)

19th Nov.'26 – International Science Olympiad (I.S.O.)

26th Nov.'26 – International Mathematics Olympiad (I.M.O.)

17th Dec.'26 – International Computer Science Olympiad (I.C.S.O.)

NOTE: Fees for the above Olympiads is Rs. 200/- each, which has to be deposited with the Class Teacher when the school reopens.

<u>BOOKS FOR OLYMPIAD</u>	<u>COST</u>	<u>BOOKS FOR OLYMPIAD</u>	<u>COST</u>
◎ International Mathematics Olympiad	Rs. 100/-	◎ International Science Olympiad	Rs. 100/-
◎ International General Knowledge Olympiad	Rs. 100/-	◎ International English Olympiad	Rs. 100/-
◎ International Computer Science Olympiad	Rs. 100/-		

For any queries regarding olympiads, please call - 9301100492 (Ms. Janhavi Daultani),
0751-2634101 (School Reception)

Registration process will begin for all the olympiads in the month of July'26.

For queries related to the following, Parents can Call on given numbers:-

Regarding Academics :-

Academic Co-ordinator - Mrs. Kirti Phalke

(During School Hours) - 94251 09366

Regarding Fees :

Mrs. Bhavna Pamnani - 94251 14004

Regarding Conveyance :

Mr. Abhishek Moghe - 62623 02700

Gwalior Glory School Reception :

0751 - 2634101 , 6262001522

Parents are requested to follow the **facebook page of School** by the name of **Gwalior Glory School** and click on likes for the post and also post your reviews about the School.



Visit to our school Facebook Page:

www.facebook.com/www.gwaliorgloryschool.org/



Visit to our school Instagram Page:

www.instagram.com/ggs.1991



Visit to our school website:

www.gwaliorgloryschool.org



Log on **MCB Portal** for **everyday updates.**



GWALIOR GLORY SCHOOL

SUMMER HOLIDAY ASSIGNMENT 2026

◆
MAY 2026
◆

CLASS-1



Monday	Tuesday	Wednesday	Thursday	Friday	Saturday	Sunday
<p>4</p>  <p>My Sky View Observe the sky and draw what you see.</p>	<p>5</p>  <p>Roots of Tomorrow Eat a watermelon and collect its seed, put them in a pot of soil.</p>	<p>6</p>  <p>★ Little Rock Art Collect a pebble, paint it, decorate it. [YAY! your paper weight is ready]</p>	<p>7</p>  <p>★ Bird Snack Station Make a bird feeder and hang it in your balcony.</p>	<p>1</p>  <p>Do Om Chanting Everyday</p>	<p>2</p>  <p>Sunrise Fit! Go for a nature walk with your family.</p>	<p>3</p>
<p>11</p>  <p>★ Eco-Friendly Bag Make a paper bag using a newspaper.</p>	<p>12</p>  <p>Give a helping hand!! Help your mother to wash and arrange veggies and fruits.</p>	<p>13</p>  <p>Cycle Adventure!! Go for a bicycle ride.</p>	<p>14</p> <p>From dawn to dusk!! Draw and colour a picture of sunrise and sunset.</p>	<p>15</p>  <p>My Tidy Wardrobe Arrange your Almirah and Learn to fold your clothes.</p>	<p>16</p>  <p>Heritage Walk Visit a museum with your parents.</p>	<p>17</p>
<p>18</p> <p>Healthy Soak Soak green and black grams. [overnight]</p>	<p>19</p> <p>Keep & Grow Sieve the soaked grams and keep them covered.</p>	<p>20</p>  <p>(Your sprouts are ready) The Power Bhel Make a sprout Bhel and enjoy with your family.</p>	<p>21</p> <p>Wear It Right Learn to tie your shoe laces and buttoning your shirt.</p>	<p>22</p>  <p>★ First Aid Preparation Prepare a first aid kit for keeping at home.</p>	<p>23</p>  <p>Wash With Dad Wash your bicycle with the help of your parents.</p>	<p>24</p>
<p>25</p>  <p>Go Gardening.</p>	<p>26</p>  <p>Chant & Learn Shloka and Mantra.</p>	<p>27</p>  <p>Map Skill Try to find our country 'India' on World Map.</p>	<p>28</p>  <p>★ Suncatcher Craft Make a suncatcher and hang it near the window.</p>	<p>29</p>  <p>Story Time Learn story of Akbar and Birbal in English</p>	<p>30</p>  <p>Be Responsible Learn how to arrange your school bag.</p>	<p>31</p>

NOTE: Video for the ★ activities will be provided for reference.

ACTIVITIES TO BE DONE ON A-4 SHEETS.

- Write and learn the mobile number of your mother, father and any two relatives. Also write and learn emergency numbers. [Eg. Police, Fire Brigade etc.]
- Observe the different Indian currency notes (₹ 10, ₹ 20, ₹ 50, ₹ 100, ₹ 200, ₹ 500) and write the name of the monument printed on it.
- 'My Giving Tree' – Draw and colour a tree and paste the pictures or real samples of the things we get from it. [Eg. fruits, spices, cotton etc.]
- Watch your favourite shows on discovery / Animal planet channel related to animals mention timings and name of the show and make a list of ten animals you spot in it.
- Draw or paste 6 logos of cars and write the brand names.

EVS Project:

- 1) Make a creative and beautiful handmade project file and arrange all the above mentioned A-4 sheets in it.
 - 2) **Coin Companion:** Make piggy bank using plastic bottle and decorate it.
[Note: EVS project will be marked for TERM-1]
- Kindly submit the projects by **6th July'26 (Monday)** positively.





Class : I

Name : _____ Sec. : _____ Roll No. : _____ Date : _____

ART

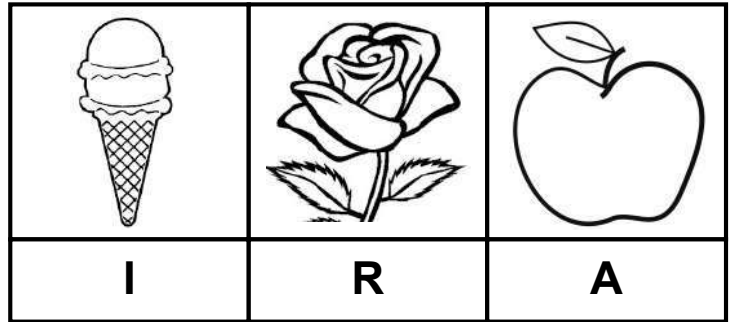
Instruction:

- ★ All Art & Craft work should be done on A4 Size sheets.
- ★ Label the sheets and submit in a beautiful folder.

My Name My Art



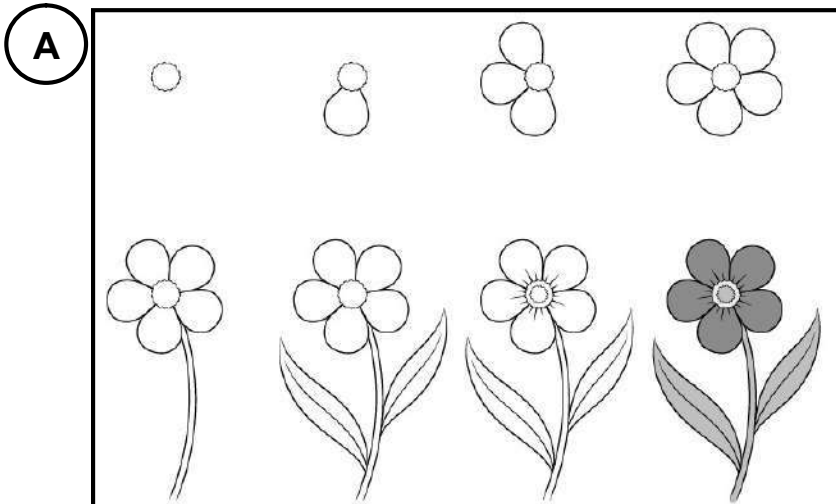
- 1) Draw things that start with the letters of your name.

(Eg.: IRA) →




Easy Steps, Beautiful Art

- 2) Step by step drawing. [Follow the steps shown & draw any two]



3) Draw different pattern design in turtle. Refer to the patterns given.



CRAFT

1) Nature's Beauty in a Vase

- ★ Collect flowers and leaves.
- ★ Press and dry them properly.
[Keep it in the notebook for atleast 15-20 days]
- ★ Draw a vase on a A4 sheet as shown.
- ★ Paste the dried flowers and leaves in the vase in a creative way.



2) BOOKMARK

- ★ Cut a long rectangular strip of coloured paper.
- ★ Decorate it with flowers, stars, emojis.
- ★ Write “your name” or “Happy Reading”.
- ★ You can also add a ribbon on top.

CRAFT

1) Nature's Beauty in a Vase

- ★ Collect flowers and leaves.
- ★ Press and dry them properly.
[Keep it in the notebook for atleast 15-20 days]
- ★ Draw a vase on a A4 sheet as shown.
- ★ Paste the dried flowers and leaves in the vase in a creative way.



2) BOOKMARK

- ★ Cut a long rectangular strip of coloured paper.
- ★ Decorate it with flowers, stars, emojis.
- ★ Write “your name” or “Happy Reading”.
- ★ You can also add a ribbon on top.

COMPUTER

- 1) **Observe a computer keyboard carefully. Count the number of keys on it and write the total number of keys.**
- 2) **Type the name of any five parts of computer on notepad app.**

COMPUTER

- 1) **Observe a computer keyboard carefully. Count the number of keys on it and write the total number of keys.**
- 2) **Type the name of any five parts of computer on notepad app.**